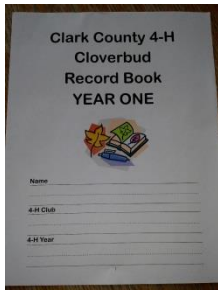




# Tips for Completing Your Cloverbud Record Book



**Front Cover:** Neatly write your name, 4-H Club name and 4-H year. The 4-H year is \_\_\_\_\_




**Page 2:** Informational page, does not need to be included in your record book when turned in




**Page 3:** All about YOU! Complete your personal information and attach a picture.

**Page 4:** All about our club! Complete information about \_\_\_\_\_ 4-H Club. The organizational leader is \_\_\_\_\_. We do not have a specific Cloverbud Leader OR our Cloverbud Leader is \_\_\_\_\_




**Page 5:** Our 4-H Club Officers

**President:** \_\_\_\_\_, **Vice-President:** \_\_\_\_\_, **Secretary:** \_\_\_\_\_, **Treasurer:** \_\_\_\_\_, **Club Reporter:** \_\_\_\_\_, **Other officers:** \_\_\_\_\_ (sunshine person, corresponding secretary...)



**Page 6:** Informational page, does not need to be included in your record book when turned in



**Page 7:** Cloverbud Meeting: Complete for each Cloverbud meeting attended. OR If you attended any project meetings (woodworking, sewing, etc.) OR leave this page out

**MARCH - APRIL**  
Draw or write something pertaining to the activities, community service YOU participated in through 4-H.

**MARCH**

**APRIL**



**Pages 9-14: Monthly Activities:** Draw or write about one item that you did that month in 4-H. For example: Nursing home visit, pizza fund-raiser, attend club meeting, monthly meeting activities (healthy snacks, Hoard's Dairymen Judging, etc.)

How do you get 4-H information?  
There are many 4-H clubs in Clark County. Your 4-H club is one of them.  
These clubs get information about 4-H activities through a newsletter that is sent to your home. It comes from the UW-Extension Office in Neenahville. Look for this newsletter in the mail and have someone read it with you.

The name of the 4-H newsletter is: \_\_\_\_\_

Two of the people who work in the UW-Extension Office write the newsletter. They are the 4-H Youth Development Agent and 4-H Secretary. These people help 4-H leaders, members, and families with the 4-H program.

The name of the 4-H Youth Development Agent is: \_\_\_\_\_

The name of the 4-H Secretary is: \_\_\_\_\_



**Page 15: How do you get 4-H Information:** Complete the information. 4-H Newsletter is the Cloverleaf. 4-H Agent is Christine Hollar. 4-H Secretary is \_\_\_\_\_ (use your interpretation, could be your club secretary, Leaders Federation secretary, or UWEX Secretary Lori Hendrickson)

**OTHER Club or County 4-H Activities**  
Did you attend summer camp?  
Did you go sledding or bowling with 4-H?  
Discovery Day, Clover Camp Challenge, Volleyball, Softball, Fair grounds clean up, etc.

Draw or write something pertaining to the additional activities you participated in!



**Page 16: Club or County 4-H Activities:** Include pictures & drawings about events you participated in that you have not shared about in your record book. Examples might be Discovery Day, Summer Camp, fair sign, etc.

**My Clark County Fair Projects**  
Clippings/pictures/stickers about my fair project(s): \_\_\_\_\_

The best thing about my fair project was: \_\_\_\_\_



**Page 17-21: Clark County Fair projects:** Complete one page for each project that you took to the fair

**4-H Scrapbook**  
(include news clippings, photos, and stories about your year in 4-H)



**Page 22+: 4-H Scrapbook:** Attach additional pictures and/or newspaper clippings about your 4-H year. If they do not fit on the page, feel free to use a blank piece of paper

**Put pages into page protectors (optional) and put into a binder. Mrs. Gerhardt has a binder for each 4-H member. Turn into Mrs./Mr. \_\_\_\_\_ (club leader) by \_\_\_\_\_ deadline**