

# Clark County



4-H



# Explorer

# Record Book



Name: \_\_\_\_\_

4-H Club: \_\_\_\_\_

Address: \_\_\_\_\_

City: \_\_\_\_\_ State: \_\_\_\_\_ Zip: \_\_\_\_\_

Age: \_\_\_\_\_ Grade: \_\_\_\_\_ 4-H Year: \_\_\_\_\_

**Dear Explorer,**

**Congratulations, you have entered the *exploring* zone!**

**The Explorer participates in 4-H activities to identify individual interests within 4-H. This book helps you to keep track of what you have tried.**

**4-H has many opportunities for explorers to experience a variety of projects like:**

<b>Baking</b>	<b>Hammering</b>
<b>Feeding</b>	<b>Drawing</b>
<b>Painting</b>	<b>Woodworking</b>
<b>Rocketry</b>	<b>Much, much, more...</b>

**You can learn at home, at your club meeting, at summer camp, at winter activities, and more shared at club meetings, emails or listed in the CloverLeaf. Just ask!**

**Enjoy and explore . . . the world of 4-H!**

**If you are entering other project areas: chickens, cats, canning and cakes (not a complete list)...oh my! You will need to complete project pages for those areas and attach them to this Explorer book.**

PLACE  
PHOTO  
HERE

**What do you want to EXPLORE in 4-H?**

---

---

---

---

---

# The Pledges . . .

## Pledge of Allegiance

*“I pledge allegiance to the flag of the United States of America, and to the republic for which it stands, one nation under God, indivisible, with liberty and justice for all.”*



*(When saying the Pledge of Allegiance, your right hand should be placed over your heart, which is on the left side of your chest.)*

## The National 4-H Pledge

I pledge:

**My HEAD** to clearer thinking

**My HEART** to greater loyalty,

**My HANDS** to larger service,

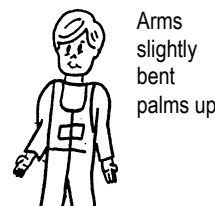
**My HEALTH** to better living, for my Club,  
My Community, My Country, and My World.




Right hand  
Over  
heart



Right hand  
points to  
forehead



Arms  
slightly  
bent  
palms up



Arms  
at  
sides

## The 4-H Emblem is:

A green four-leaf clover with the letter “H” on each leaf.  
Each H’s stands for part of the pledge

*Head*

*Heart*

*Hands*

*Health*



### 4-H Motto

The 4-H motto is *“To Make the Best Better.”* This motto challenges everyone involved in 4-H to do the very best job they can.

### 4-H Colors

*Green and White*  
Green symbolizes nature’s most common color.  
White symbolizes purity.

# Explorer Activity Record

*Check the activities you participated in.*

## Club Activities:

- Pledge of Allegiance
- 4-H Pledge Leader for Club Meeting
- Community Service
- Dairy Promotion
- Demonstration, short speech, or talk at a club meeting
- Recreation
- Volleyball Tournament
- Softball Tournament
- Other (list)
- Other (list)
- Other (list)
- Other (list)
- Other (list)
- Other (list)
- Other (list)

## County Activities:

- Foods Revue
- Overnight Camp
- Drama Fest
- Clover Camp Challenge
- Discovery Day
- Speaking and Demonstration Contest
- 4-H Bowling
- 4-H Sledding
- June Dairy Month Promotion
- Helped at Fair Clean up
- Worked in the Food Stand
- Exhibited at Fair
- Attended 4-H Countywide Program(s)
- Other (list) \_\_\_\_\_

You may covers some of these activities more closely as you complete the rest of your record book.

**Draw or write something pertaining to the activities,  
community service YOU participated in through 4-H.**

**OCTOBER**



---

---

---

---

---

---

---

**The backside is available for more pictures/drawings/information**

Add more information here about this month



**Draw or write something pertaining to the activities,  
community service YOU participated in through 4-H.**

**NOVEMBER**

---

---

---

---

---

---

---

**The backside is available for more pictures/drawings/information**




Add more information here about this month



**Draw or write something pertaining to the activities,  
community service YOU participated in through 4-H.**

**DECEMBER**



---

---

---

---

---

---

---


**The backside is available for more pictures/drawings/information**

Add more information hear about this month



**Draw or write something pertaining to the activities,  
community service YOU participated in through 4-H.**

**JANUARY**



---

---

---

---

---

---

---

**The backside is available for more pictures/drawings/information**

**Add more information here about this month**



**Draw or write something pertaining to the activities,  
community service YOU participated in through 4-H.**

**FEBRUARY**

---

---

---

---

---

---

---

**The backside is available for more pictures/drawings/information**

**Add more information here about this month**



**Draw or write something pertaining to the activities,  
community service YOU participated in through 4-H.**

**MARCH**

---

---

---

---

---

---

---

**The backside is available for more pictures/drawings/information**




**Add more information here about this month**



**Draw or write something pertaining to the activities,  
community service YOU participated in through 4-H.**

**APRIL**



---

---

---

---

---

---

---

**The backside is available for more pictures/drawings/information**

**Add more information here about this month**



**Draw or write something pertaining to the activities,  
community service YOU participated in through 4-H.**

**MAY**

---

---

---

---


---

---

---


**The backside is available for more pictures/drawings/information**

Add more information here about this month



**Draw or write something pertaining to the activities,  
community service YOU participated in through 4-H.**

**JUNE**



---

---

---

---


---

---

---


**The backside is available for more pictures/drawings/information**

Add more information here about this month



**Draw or write something pertaining to the activities,  
community service YOU participated in through 4-H.**

**JULY**



---

---

---

---

---


---

---

**The backside is available for more pictures/drawings/information**




Add more information here about this month



**Draw or write something pertaining to the activities,  
community service YOU participated in through 4-H.**

**AUGUST**



---

---

---

---

---

---

---


**The backside is available for more pictures/drawings/information**

Add more information here about this month



**Draw or write something pertaining to the activities,  
community service YOU participated in through 4-H.**

**SEPTEMBER**



---

---

---

---

---

---

---

**The backside is available for more pictures/drawings/information**

**Add more information here about this month**



# My 4-H Club

Most 4-H clubs in Clark County meet once month. Some 4-H meetings you discuss business, plan events, and make decisions by voting. Other meetings are more recreationally based like going on a hayride, playing games, or having a campfire. A 4-H club has an adult leader who shares information about the events and activities happening in your club and county.

My club name is: \_\_\_\_\_  
My club meets on: \_\_\_\_\_ (day of the month)  
Our club meeting location is: \_\_\_\_\_

My club officers are:

President: \_\_\_\_\_  
Vice President: \_\_\_\_\_  
Secretary: \_\_\_\_\_  
Treasurer: \_\_\_\_\_  
Reporter: \_\_\_\_\_  
Other Officers: \_\_\_\_\_  
\_\_\_\_\_  
\_\_\_\_\_

My Explorer leader(s) are: \_\_\_\_\_

My club's organizational leader is: \_\_\_\_\_

Our 4-H Youth Development Agent is: \_\_\_\_\_



# My Project Page

**Project Name:** \_\_\_\_\_

*In the space below, place a photo, draw a picture, cut out a magazine picture/clip art, use stickers, or any way you choose to show the 4-H project you exhibited at the fair. Then, answer the questions at the bottom.*

<p><b>How did you make the project?</b></p> <hr/> <hr/> <hr/> <hr/> <hr/>
<p><b>Parent, Guardian, or other Caring Adult, how did you help with the projects?</b></p> <hr/> <hr/> <hr/>



# My Project Page

**Project Name:** \_\_\_\_\_

*In the space below, place a photo, draw a picture, cut out a magazine picture/clip art, use stickers, or any way you choose to show the 4-H project you exhibited at the fair. Then, answer the questions at the bottom.*

**How did you make the project?**

---

---

---

---

**Parent, Guardian, or other Caring Adult, how did you help with the projects?**

---

---

---





# My Project Page

**Project Name:** \_\_\_\_\_

*In the space below, place a photo, draw a picture, cut out a magazine picture/clip art, use stickers, or any way you choose to show the 4-H project you exhibited at the fair. Then, answer the questions at the bottom.*

<p><b>How did you make the project?</b></p> <hr/> <hr/> <hr/> <hr/> <hr/> <hr/>
<p><b>Parent, Guardian, or other Caring Adult, how did you help with the projects?</b></p> <hr/> <hr/> <hr/> <hr/>



# My Project Page

**Project Name:** \_\_\_\_\_

*In the space below, place a photo, draw a picture, cut out a magazine picture/clip art, use stickers, or any way you choose to show the 4-H project you exhibited at the fair. Then, answer the questions at the bottom.*

**How did you make the project?**

---

---

---

---

**Parent, Guardian, or other Caring Adult, how did you help with the projects?**

---

---

---



# My Project Page

**Project Name:** \_\_\_\_\_

*In the space below, place a photo, draw a picture, cut out a magazine picture/clip art, use stickers, or any way you choose to show the 4-H project you exhibited at the fair. Then, answer the questions at the bottom.*

**How did you make the project?**

---

---

---

---

**Parent, Guardian, or other Caring Adult, how did you help with the projects?**

---

---

---

# 4-H and You!

In the space below show your involvement in 4-H this past year



# 4-H Explorer Additional Information

Put clippings, pictures, and other items here of other 4-H involvement.

**Add additional copies of this page as needed**











## The \*\*\*\*\* Page!

Please highlight the asterisk (\*) areas you marked on this form. **Explain briefly below what you did in activities that you marked.** Please keep this to one page, succinct, concise, and informative.

Example: 2016 (year)

Item 6 – Worked on Christmas party committee and planned entertainment.

Item 23 – Worked two hours at our club bake sale.

Describe the things you learned while participating in the identified activities: committee work, county events (speaking, drama, foods revue, clothing, shooting sports, etc.), club officer position, trips participated, etc.! Identify goals you attained. Date each entry and keep as part of your permanent record book pages.

# CLARK COUNTY 4-H MEMBER AWARD ACKNOWLEDGEMENT

## ACHIEVEMENT SEAL WINNERS

Your leader will check your record book in September. The leader will apply for the seal for you when you receive the necessary points. Points needed for Bronze - 40, Silver - 90, Gold - 140, Honor - 200, High Honor - 260, and Excellence - 320.

Put the year by the award when you received it. (You may receive each award only once.)

- First Year Seal \_\_\_\_\_
- Cloverbud Achievement Award \_\_\_\_\_
- Younger Youth Award \_\_\_\_\_
- Intermediate Youth Achievement Award \_\_\_\_\_
- Youth Achievement Award \_\_\_\_\_
- Youth Citizenship Award \_\_\_\_\_
- Youth Leadership Award \_\_\_\_\_
- 4-H Fair Project Bonus \_\_\_\_\_
- Secretary's Award \_\_\_\_\_
- Treasurer Book Award \_\_\_\_\_
- Scrapbook Award \_\_\_\_\_
- Summer Camps \_\_\_\_\_
- Wisconsin State Trip \_\_\_\_\_
- Interstate Exchange Trip \_\_\_\_\_
- State 4-H Youth Conference \_\_\_\_\_
- Leadership Washington Focus \_\_\_\_\_
- American Spirit Trip (East) \_\_\_\_\_
- American Spirit Trip (West) \_\_\_\_\_
- Citizenship Washington Focus \_\_\_\_\_
- National 4-H Congress or Conference \_\_\_\_\_
- James Crowley Award \_\_\_\_\_
- Key Award \_\_\_\_\_
- Graduation Seal \_\_\_\_\_
- Bronze Award \_\_\_\_\_
- Silver Award \_\_\_\_\_
- Gold Award \_\_\_\_\_
- Honor Award \_\_\_\_\_
- High Honor Award \_\_\_\_\_
- Excellence Award \_\_\_\_\_